



**TOWN OF BLACKFALDS
REGULAR COUNCIL MEETING
COUNCIL REPORT**

COUNCIL MEETING DATE: April 13th, 2021

PREPARED BY: Ken Morrison, Emergency Management and Protective Services Manager

SUBJECT: Blackfalds Protective Services Monthly Report for March 2021

BACKGROUND:

Administration provides Council with monthly updates for activities from the Town's Municipal Enforcement, Fire Services, OHS, Emergency Management and RCMP Departments.

DISCUSSION:

The attached documents are a combination of activities occurring during the month of March for Municipal Enforcement, Fire Services, RCMP and Emergency Management Departments.

FINANCIAL IMPLICATIONS:

None

Attachments:

- *Municipal Enforcement: Statistics - March 2021*
- *March 2021 Report to Council*
- *March 2021 Crime Gauges*
- *March 2021 Five-Year Crime Stats*

Approvals:



CAO Myron Thompson



Department Director/Author



Protective Services

Town of Blackfalds Municipal Enforcement:

March was a busy month for Municipal Enforcement, during much of the month the department was running two officers short, which resulted in hours being adjusted and each officer taking on more files.

With spring arriving, complaints coming in were mainly unsightly properties, parking complaints and dogs barking excessively. Officers opened and investigated 82 operational files during the month. In total 25 violation tickets were issued during the month of March. Officers organized traffic stops during the month with RCMP officers working together ensuring compliance with traffic regulations. There were in excess of 50 warnings provided to residents during stops throughout the month.

Officers reviewed and approved 69 TRAVIS (transportation Routing and vehicle information system) permit requests.

Officers attended a virtual presentation, organized by Red Deer College on Mental Health awareness in a policing/law enforcement environment.

Our animal control contractors opened seven files related to dog complaints, along with providing patrols throughout the town.

Officers responded to seven COVID-19 complaints during the month, these varied from inquiries to breaches of the Public Health Act regulations which were resolved through education.

Violation tickets issued.

In total 25 violation tickets were issued:

- 6 speeding tickets,
- 4 uninsured vehicles on the highway,
- 1 operate motor vehicle without driver's license,
- 4 operate motor vehicle without registration,
- 1 fail to stop for stop sign,
- 1 fail to obey traffic control device,
- 1 fail to stop for school bus with red lights flashing,
- 3 drivers not wearing seat belts
- 1 distracted driving
- 1 operation of vehicle with window glazing
- 1 Fail to yield to pedestrian in crosswalk.
- 1 Operate vehicle with insecure load.



Blackfalds Protective Services

March 2021 Monthly Report

Officers were active throughout the community with enforcement and violations were issued on various streets throughout the town.

Speed Signs:

Speed sign information is not available, at this time.

Blackfalds Fire Rescue

During the month of March, we continued to split the members into two groups. The one group is the new recruits taking the NFPA 1001 Level 1 course till the end of June. The second group are the current members and we worked on practical communication skills and drills.

Both Chief Côté and Deputy Chief took part in the virtual Emergency Management Stakeholders Summit hosted by NAIT. Chief Côté was also involved in a virtual CRAHIMT exercise (Central Alberta Regional Group). This exercise was to test the use of the ICS forms in a virtual environment and to communicate using the Microsoft Teams platform for briefings and division meetings.

On the OH&S side we continue to work towards our COR Certification, working closely with CSD and PW.

The Association received a donation from Cenovus for \$1000.00 through their benevolent fund. The Association was nominated by an employee on the department.

We have been tweaking the training maze for the upcoming practical training of the recruits. We are also working on fixing the gear dryer by adding the air circulation system to it.

In preparation for the wildland season, we put the grass units back together for the wildland season and then utilized both units in the county at a grassfire the following day.

March was down in emergency incidents compared to the last two months. We responded to seven events and a summary is attached for March.

**Fire Department – February 2021 – INCIDENT SUMMARY – PAGE 1 of 1**

Call #	Date	Incident Type	Dispatch Event #	Location	RCMP #	MAFP 1244
0031	1	Motor Vehicle Incident	202103010754	Lacombe County	Yes	EMS
0032	7	Mutual Aid	202103071938	Lacombe County	N/A	N/A
0033	9	Mutual Aid	202103090631	Lacombe County	N/A	N/A
0034	18	Fire Grass/Brush	202103181445	Lacombe County	N/A	N/A
0035	26	Motor Vehicle Incident	202103260951	Corporate Limits	Yes	N/A
0036	28	Medical	202103282242	Corporate Limits	N/A	EMS
0037	30	Medical	202103302317	Corporate Limits	N/A	EMS

Occupational Health & Safety

Corepoint continued to be a focus for D/Chief Elder during the month, working closely with PW and CSD to ensure the electronic format is working effectively for all departments.

An agreement was signed with a student requiring opportunity to complete a document audit, where she would audit the Town's current program pertaining to documentation.

Blackfalds RCMP

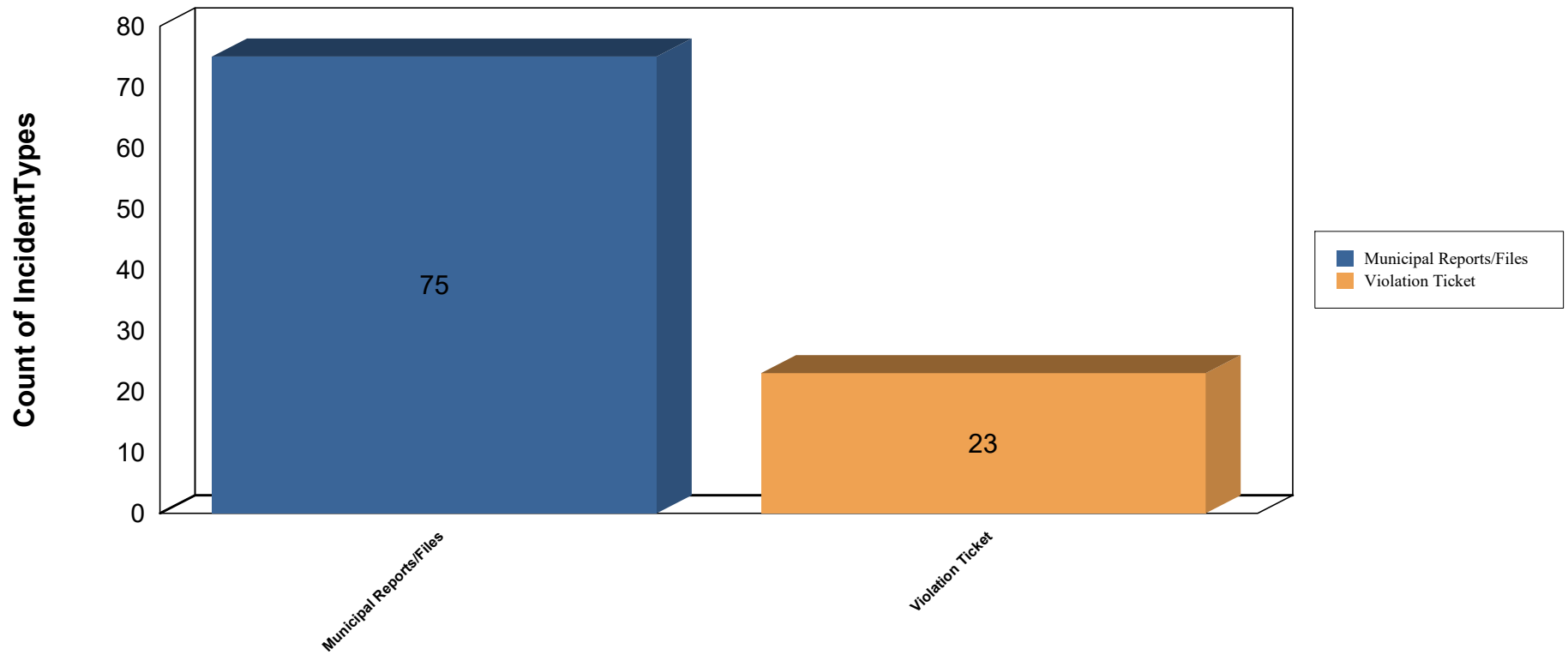
RCMP will provide their quarterly report at the Standing Committee meeting on April 19th.

Emergency Management

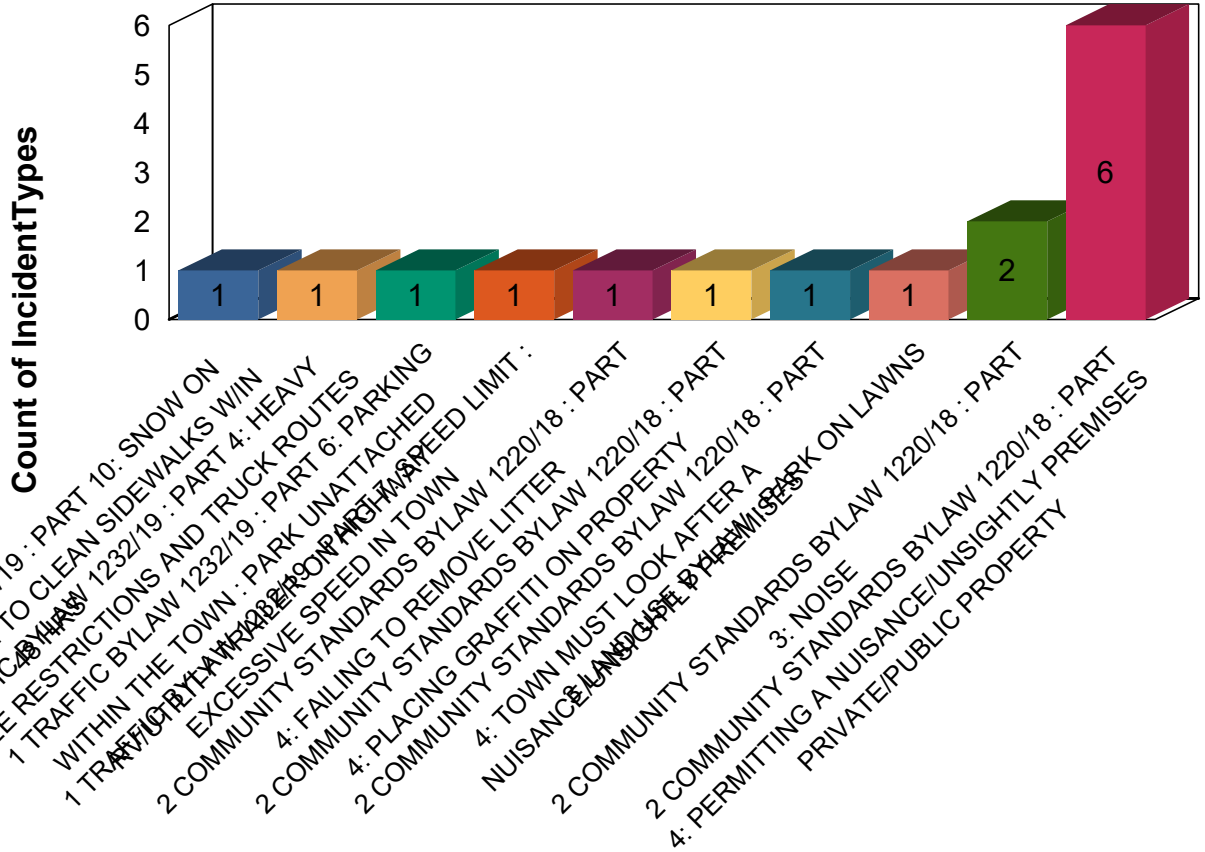
Manager Morrison along with Chief Cote and D/Chief Elder participated in the Emergency Management Stake Holder Summit held by NAIT on the 23rd and 24th of March.

Chief Cote participated in the CRAHIMT exercise (Central Alberta Regional Group) online exercise, with the focus on improving the online process of managing an emergency. On February 25th staff met with the LREMP partners as well as AEMA field officer for the annual audit of the emergency programs in place. Most communities are doing well with their programs, the LREMP plan continues to be reviewed and added to the new website.

Count of Reports Completed



Count of Incident Types



1 TRAFFIC BYLAW 1232/19 : PART 10: SNOW ON SIDEWALKS : FAILURE TO CLEAN SIDEWALKS W/IN 48 HRS	1 TRAFFIC BYLAW 1232/19 : PART 4: HEAVY VEHICLE RESTRICTIONS AND TRUCK ROUTES
1 TRAFFIC BYLAW 1232/19 : PART 6: PARKING WITHIN THE TOWN : PARK UNATTACHED RV/UTILITY TRAILER ON HIGHWAY	1 TRAFFIC BYLAW 1232/19 : PART 7: SPEED LIMIT : EXCESSIVE SPEED IN TOWN
2 COMMUNITY STANDARDS BYLAW 1220/18 : PART 4: FAILING TO REMOVE LITTER	2 COMMUNITY STANDARDS BYLAW 1220/18 : PART 4: PLACING GRAFFITI ON PROPERTY
2 COMMUNITY STANDARDS BYLAW 1220/18 : PART 4: TOWN MUST LOOK AFTER A NUISANCE/UNSIGHTLY PREMISES	3 LAND USE BYLAW : PARK ON LAWNS
2 COMMUNITY STANDARDS BYLAW 1220/18 : PART 3: NOISE	2 COMMUNITY STANDARDS BYLAW 1220/18 : PART 4: PERMITTING A NUISANCE/UNSIGHTLY PREMISES PRIVATE/PUBLIC PROPERTY

1.27% # of Reports: 1 Municipal Reports/Files 1 TRAFFIC BYLAW 1232/19 : PART 10: SNOW ON SIDEWALKS : FAILURE TO CLEAN SIDEWALKS W/IN 48 HRS

1.27% # of Reports: 1 Municipal Reports/Files 1 TRAFFIC BYLAW 1232/19 : PART 4: HEAVY VEHICLE RESTRICTIONS AND TRUCK ROUTES

1.27% # of Reports: 1 Municipal Reports/Files 1 TRAFFIC BYLAW 1232/19 : PART 6: PARKING WITHIN THE TOWN : PARK UNATTACHED RV/UTILITY TRAILER ON HIGHWAY

1.27% # of Reports: 1 **Municipal Reports/Files** 1 TRAFFIC BYLAW 1232/19 : PART 7: SPEED LIMIT : EXCESSIVE SPEED IN TOWN

1.27% # of Reports: 1 **Municipal Reports/Files** 2 COMMUNITY STANDARDS BYLAW 1220/18 : PART 4: FAILING TO REMOVE LITTER

1.27% # of Reports: 1 **Municipal Reports/Files** 2 COMMUNITY STANDARDS BYLAW 1220/18 : PART 4: PLACING GRAFFITI ON PROPERTY

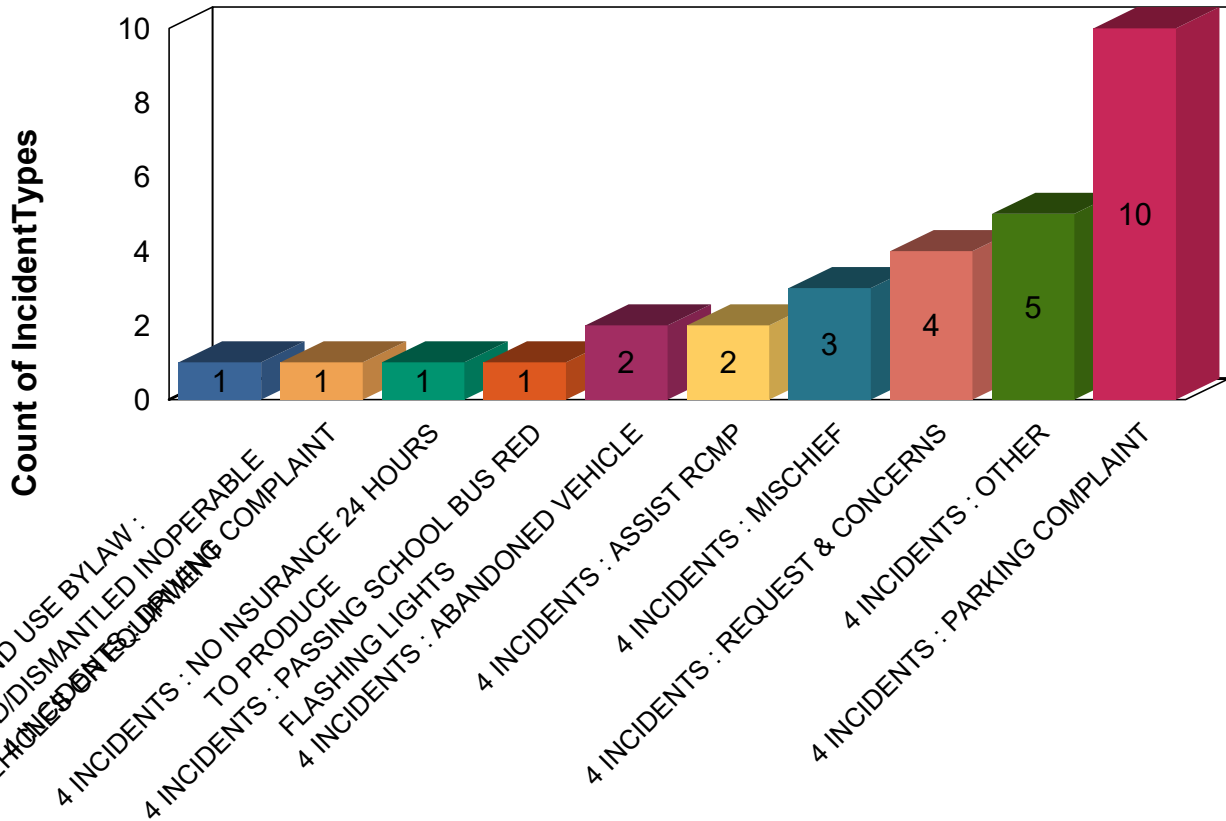
1.27% # of Reports: 1 **Municipal Reports/Files** 2 COMMUNITY STANDARDS BYLAW 1220/18 : PART 4: TOWN MUST LOOK AFTER A
NUISANCE/UNSIGHTLY PREMISES

1.27% # of Reports: 1 **Municipal Reports/Files** 3 LAND USE BYLAW : PARK ON LAWNS

2.53% # of Reports: 2 **Municipal Reports/Files** 2 COMMUNITY STANDARDS BYLAW 1220/18 : PART 3: NOISE

7.59% # of Reports: 6 **Municipal Reports/Files** 2 COMMUNITY STANDARDS BYLAW 1220/18 : PART 4: PERMITTING A NUISANCE/UNSIGHTLY
PREMISES PRIVATE/PUBLIC PROPERTY

Count of Incident Types



3 LAND USE BYLAW : UNREPAIRED/DISMANTLED INOPERABLE VEHICLES OR EQUIPMENT	4 INCIDENTS : DRIVING COMPLAINT
4 INCIDENTS : NO INSURANCE 24 HOURS TO PRODUCE	4 INCIDENTS : PASSING SCHOOL BUS RED FLASHING LIGHTS
4 INCIDENTS : ABANDONED VEHICLE	4 INCIDENTS : ASSIST RCMP
4 INCIDENTS : MISCHIEF	4 INCIDENTS : REQUEST & CONCERNS
4 INCIDENTS : OTHER	4 INCIDENTS : PARKING COMPLAINT

1.27% # of Reports: 1 Municipal Reports/Files 3 LAND USE BYLAW : UNREPAIRED/DISMANTLED INOPERABLE VEHICLES OR EQUIPMENT

1.27% # of Reports: 1 Municipal Reports/Files 4 INCIDENTS : DRIVING COMPLAINT

1.27% # of Reports: 1 Municipal Reports/Files 4 INCIDENTS : NO INSURANCE 24 HOURS TO PRODUCE

1.27% # of Reports: 1 Municipal Reports/Files 4 INCIDENTS : PASSING SCHOOL BUS RED FLASHING LIGHTS

2.53% # of Reports: 2 Municipal Reports/Files 4 INCIDENTS : ABANDONED VEHICLE

2.53% # of Reports: 2 Municipal Reports/Files 4 INCIDENTS : ASSIST RCMP

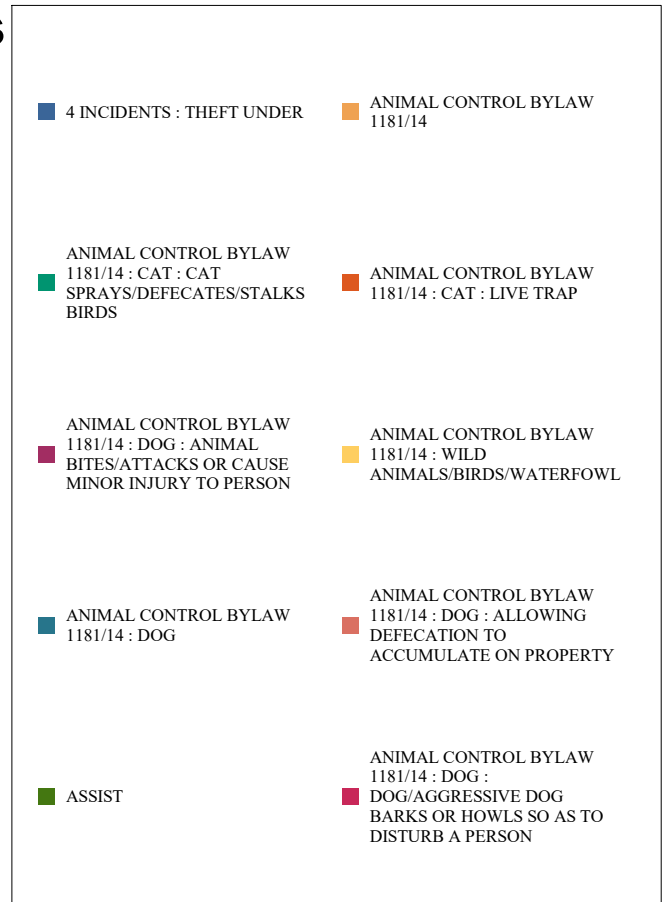
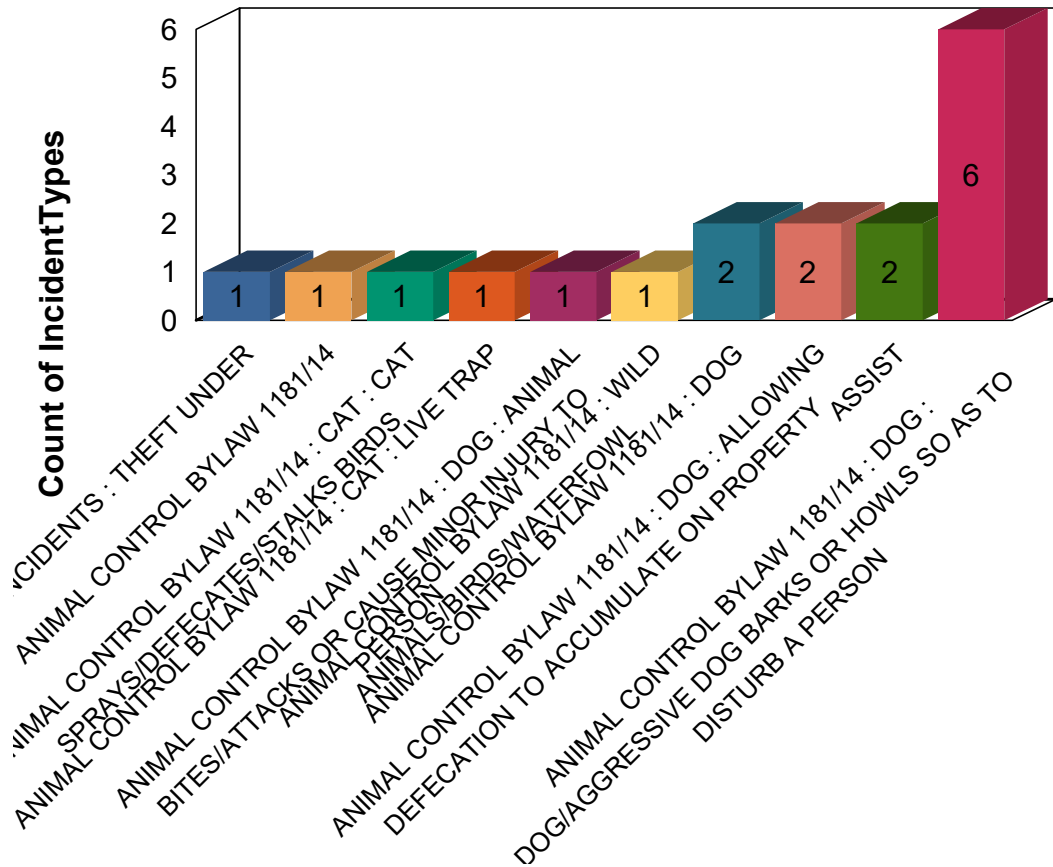
3.80% # of Reports: 3 Municipal Reports/Files 4 INCIDENTS : MISCHIEF

5.06% # of Reports: 4 Municipal Reports/Files 4 INCIDENTS : REQUEST & CONCERNS

6.33% # of Reports: 5 Municipal Reports/Files 4 INCIDENTS : OTHER

12.66% # of Reports: 10 Municipal Reports/Files 4 INCIDENTS : PARKING COMPLAINT

Count of Incident Types



1.27% # of Reports: 1 Municipal Reports/Files 4 INCIDENTS : THEFT UNDER

1.27% # of Reports: 1 Municipal Reports/Files ANIMAL CONTROL BYLAW 1181/14

1.27% # of Reports: 1 Municipal Reports/Files ANIMAL CONTROL BYLAW 1181/14 : CAT : CAT SPRAYS/DEFECATES/STALKS BIRDS

1.27% # of Reports: 1 Municipal Reports/Files ANIMAL CONTROL BYLAW 1181/14 : CAT : LIVE TRAP

1.27% # of Reports: 1 Municipal Reports/Files ANIMAL CONTROL BYLAW 1181/14 : DOG : ANIMAL BITES/ATTACKS OR CAUSE MINOR INJURY TO PERSON

1.27% # of Reports: 1 Municipal Reports/Files ANIMAL CONTROL BYLAW 1181/14 : WILD ANIMALS/BIRDS/WATERFOWL

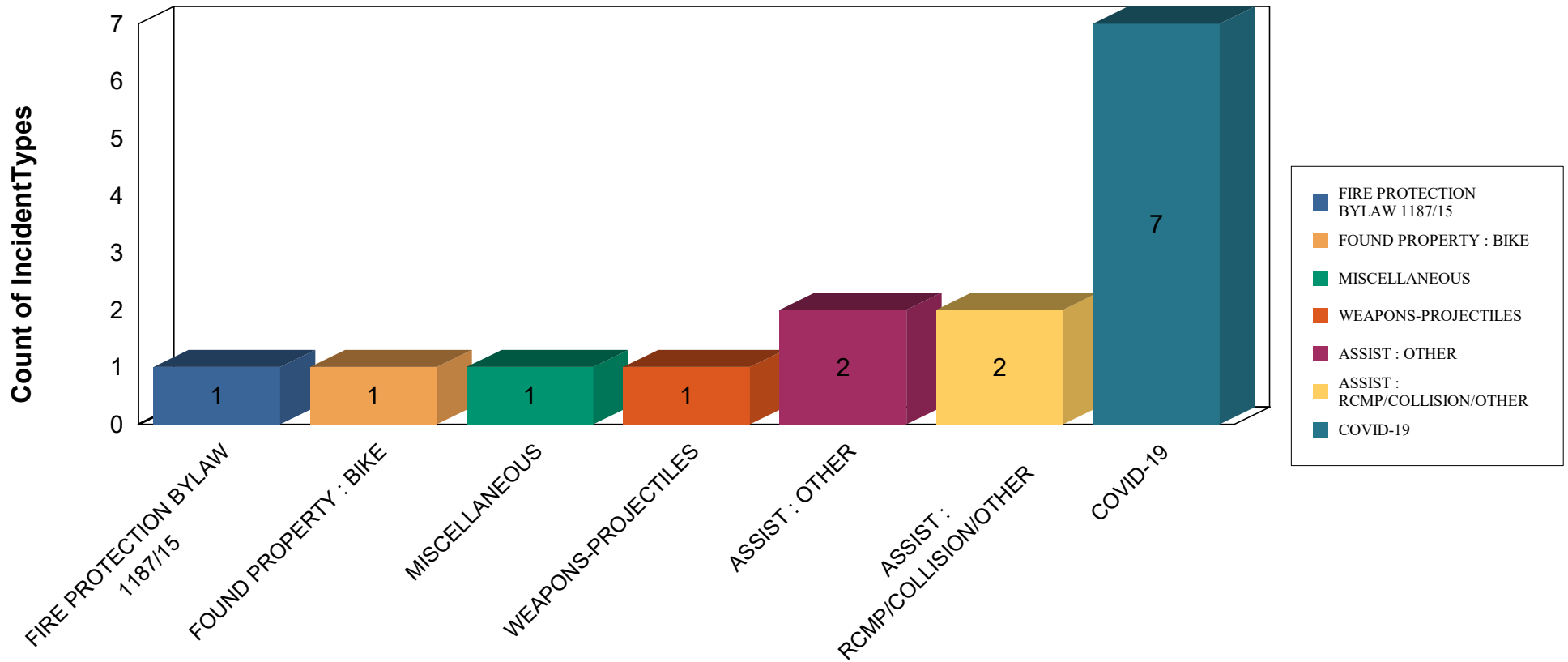
2.53% # of Reports: 2 Municipal Reports/Files ANIMAL CONTROL BYLAW 1181/14 : DOG

2.53% # of Reports: 2 Municipal Reports/Files ANIMAL CONTROL BYLAW 1181/14 : DOG : ALLOWING DEFECATION TO ACCUMULATE ON PROPERTY

2.53% # of Reports: 2 Municipal Reports/Files ASSIST

7.59% # of Reports: 6 Municipal Reports/Files ANIMAL CONTROL BYLAW 1181/14 : DOG : DOG/AGGRESSIVE DOG BARKS OR HOWLS SO AS TO DISTURB A PERSON

Count of Incident Types



1.27% # of Reports: 1 Municipal Reports/Files FIRE PROTECTION BYLAW 1187/15

1.27% # of Reports: 1 Municipal Reports/Files FOUND PROPERTY : BIKE

1.27% # of Reports: 1 Municipal Reports/Files MISCELLANEOUS

1.27% # of Reports: 1 Municipal Reports/Files WEAPONS-PROJECTILES

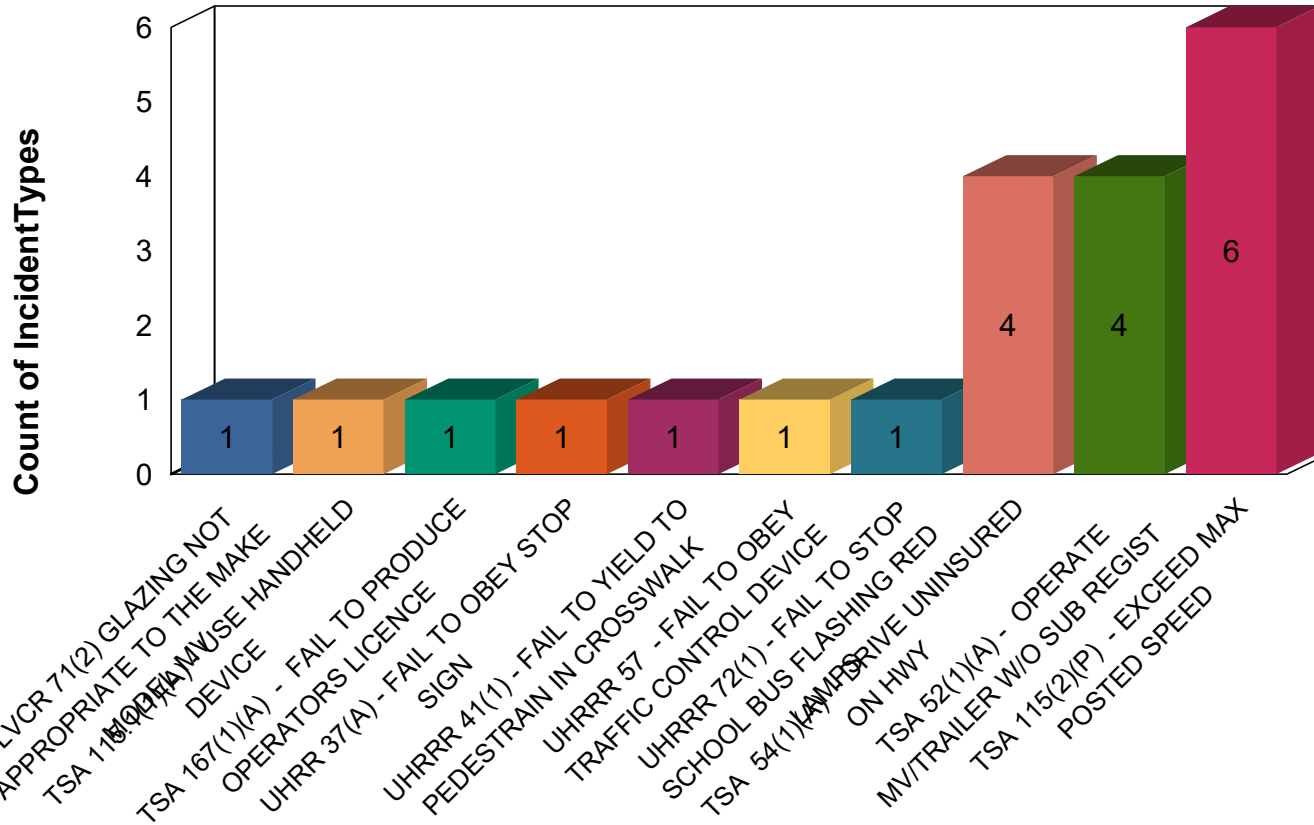
2.53% # of Reports: 2 Municipal Reports/Files ASSIST : OTHER

2.53% # of Reports: 2 Municipal Reports/Files ASSIST : RCMP/COLLISION/OTHER

8.86% # of Reports: 7 Municipal Reports/Files COVID-19

Grand Total: 100.00% Total # of Incident Types Reported: 79 Total # of Reports: 75

Count of Incident Types



OLVCR 71(2) GLAZING NOT APPROPRIATE TO THE MAKE MODEL MV	TSA 115.1(1)(A) - USE HANDHELD DEVICE
TSA 167(1)(A) - FAIL TO PRODUCE OPERATORS LICENCE	UHRR 37(A) - FAIL TO OBEY STOP SIGN
UHRRR 41(1) - FAIL TO YIELD TO PEDESTRAIN IN CROSSWALK	UHRRR 57 - FAIL TO OBEY TRAFFIC CONTROL DEVICE
UHRRR 72(1) - FAIL TO STOP SCHOOL BUS FLASHING RED LAMPS	TSA 54(1)(A) - DRIVE UNINSURED ON HWY
TSA 52(1)(A) - OPERATE MV/TRAILER W/O SUB REGIST	TSA 115(2)(P) - EXCEED MAX POSTED SPEED

4.00% # of Reports: 1 Violation Ticket OLVCR 71(2) GLAZING NOT APPROPRIATE TO THE MAKE MODEL MV

4.00% # of Reports: 1 Violation Ticket TSA 115.1(1)(A) - USE HANDHELD DEVICE

4.00% # of Reports: 1 Violation Ticket TSA 167(1)(A) - FAIL TO PRODUCE OPERATORS LICENCE

4.00% # of Reports: 1 Violation Ticket UHRR 37(A) - FAIL TO OBEY STOP SIGN

4.00% # of Reports: 1 Violation Ticket UHRRR 41(1) - FAIL TO YIELD TO PEDESTRAIN IN CROSSWALK

4.00% # of Reports: 1 Violation Ticket UHRRR 57 - FAIL TO OBEY TRAFFIC CONTROL DEVICE

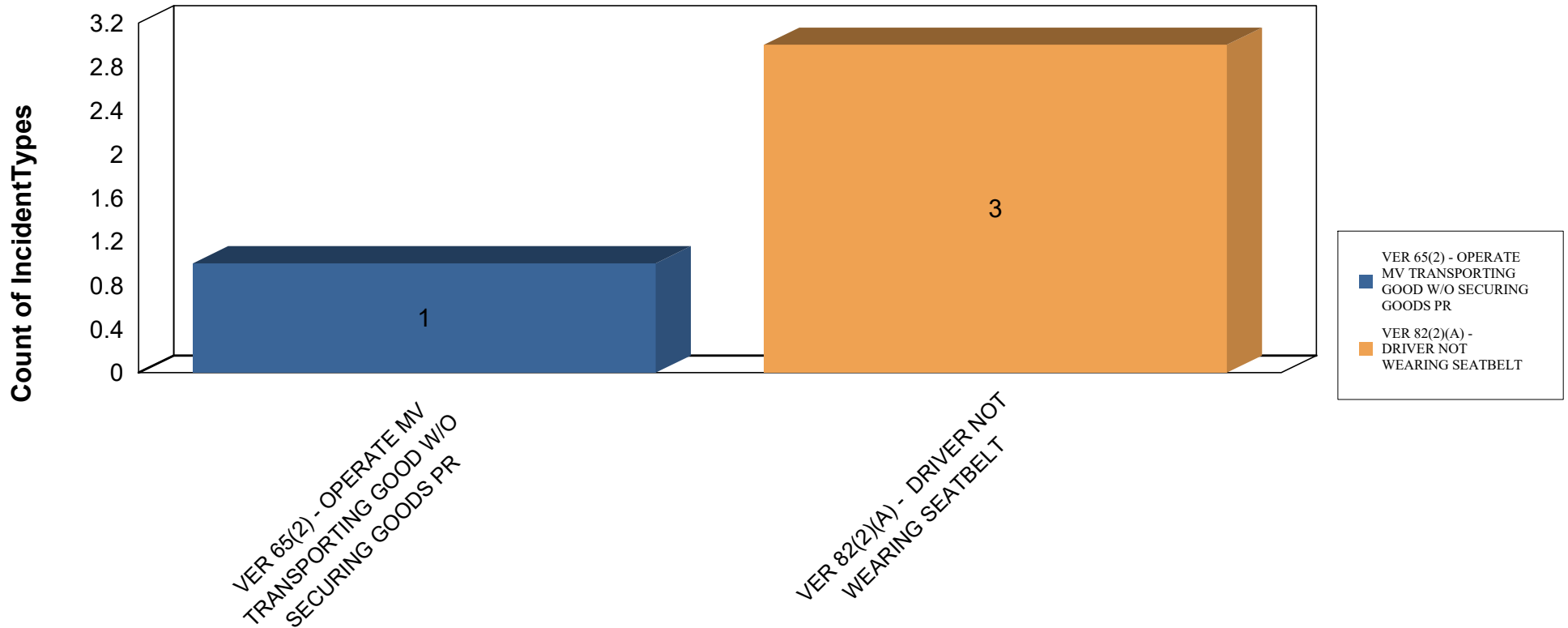
4.00% # of Reports: 1 Violation Ticket UHRRR 72(1) - FAIL TO STOP SCHOOL BUS FLASHING RED LAMPS

16.00% # of Reports: 4 Violation Ticket TSA 54(1)(A) - DRIVE UNINSURED ON HWY

16.00% # of Reports: 4 Violation Ticket TSA 52(1)(A) - OPERATE MV/TRAILER W/O SUB REGIST

24.00% # of Reports: 6 Violation Ticket TSA 115(2)(P) - EXCEED MAX POSTED SPEED

Count of Incident Types



4.00% # of Reports: 1 Violation Ticket VER 65(2) - OPERATE MV TRANSPORTING GOOD W/O SECURING GOODS PR

12.00% # of Reports: 3 Violation Ticket VER 82(2)(A) - DRIVER NOT WEARING SEATBELT

Grand Total: 100.00% Total # of Incident Types Reported: 25 Total # of Reports: 23

Grand Total: 100.00% Total # of Incident Types Reported: 104



Blackfalds Municipal Crime Gauge

2021 vs. 2020
January to March

Criminal Code Offences



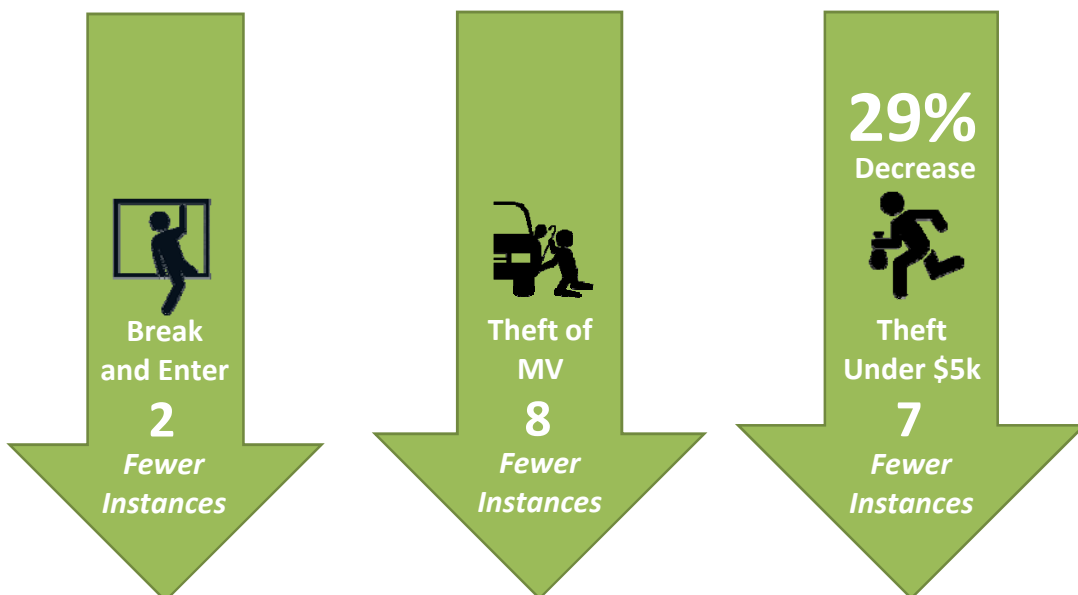
**Total
Criminal Code
Offences:**

15%

Decrease

When compared to
January to March, 2020

Select Property Crime



NOTE: If in both 2020 and 2021 a category had fewer than 20 offences, a percent change is not shown. All numbers without a '%' beside them represent counts.

**Blackfalds Municipal Detachment
Crime Statistics (Actual)
January to March: 2017 - 2021**

All categories contain "Attempted" and/or "Completed"

April 8, 2021

CATEGORY	Trend	2017	2018	2019	2020	2021	% Change 2017 - 2021	% Change 2020 - 2021	Avg File +/- per Year
Homicides & Offences Related to Death		0	1	0	0	0	N/A	N/A	-0.1
Robbery		3	1	1	2	0	-100%	-100%	-0.5
Sexual Assaults		1	3	2	1	3	200%	200%	0.2
Other Sexual Offences		2	0	1	0	2	0%	N/A	0.0
Assault		17	26	18	24	19	12%	-21%	0.2
Kidnapping/Hostage/Abduction		0	1	2	2	0	N/A	-100%	0.1
Extortion		1	0	0	0	0	-100%	N/A	-0.2
Criminal Harassment		2	11	6	10	4	100%	-60%	0.3
Uttering Threats		8	12	6	9	13	63%	44%	0.7
TOTAL PERSONS		34	55	36	48	41	21%	-15%	0.7
Break & Enter		13	9	32	8	6	-54%	-25%	-1.5
Theft of Motor Vehicle		17	9	18	10	2	-88%	-80%	-2.9
Theft Over \$5,000		4	0	1	2	1	-75%	-50%	-0.4
Theft Under \$5,000		39	26	31	24	17	-56%	-29%	-4.6
Possn Stn Goods		15	13	12	3	4	-73%	33%	-3.2
Fraud		5	7	15	12	10	100%	-17%	1.5
Arson		0	0	0	1	0	N/A	-100%	0.1
Mischief - Damage To Property		0	0	0	20	21	N/A	5%	6.2
Mischief - Other		41	24	32	13	9	-78%	-31%	-7.5
TOTAL PROPERTY		134	88	141	93	70	-48%	-25%	-12.3
Offensive Weapons		3	3	3	4	7	133%	75%	0.9
Disturbing the peace		4	7	8	8	10	150%	25%	1.3
Fail to Comply & Breaches		9	16	13	7	8	-11%	14%	-1.1
OTHER CRIMINAL CODE		9	7	6	8	6	-33%	-25%	-0.5
TOTAL OTHER CRIMINAL CODE		25	33	30	27	31	24%	15%	0.6
TOTAL CRIMINAL CODE		193	176	207	168	142	-26%	-15%	-11.0

**Blackfalds Municipal Detachment
Crime Statistics (Actual)
January to March: 2017 - 2021**

All categories contain "Attempted" and/or "Completed"

April 8, 2021

CATEGORY	Trend	2017	2018	2019	2020	2021	% Change 2017 - 2021	% Change 2020 - 2021	Avg File +/- per Year
Drug Enforcement - Production		0	0	0	0	0	N/A	N/A	0.0
Drug Enforcement - Possession		7	9	3	3	1	-86%	-67%	-1.8
Drug Enforcement - Trafficking		1	1	1	1	1	0%	0%	0.0
Drug Enforcement - Other		0	0	0	0	0	N/A	N/A	0.0
Total Drugs		8	10	4	4	2	-75%	-50%	-1.8
Cannabis Enforcement		0	0	0	1	0	N/A	-100%	0.1
Federal - General		4	2	0	0	1	-75%	N/A	-0.8
TOTAL FEDERAL		12	12	4	5	3	-75%	-40%	-2.5
Liquor Act		4	1	2	3	0	-100%	-100%	-0.6
Cannabis Act		0	0	1	0	2	N/A	N/A	0.4
Mental Health Act		16	19	20	23	18	13%	-22%	0.8
Other Provincial Stats		27	23	22	20	22	-19%	10%	-1.3
Total Provincial Stats		47	43	45	46	42	-11%	-9%	-0.7
Municipal By-laws Traffic		3	4	5	4	5	67%	25%	0.4
Municipal By-laws		9	15	14	18	9	0%	-50%	0.3
Total Municipal		12	19	19	22	14	17%	-36%	0.7
Fatals		0	0	0	0	0	N/A	N/A	0.0
Injury MVC		0	3	1	1	1	N/A	0%	0.0
Property Damage MVC (Reportable)		17	21	28	36	33	94%	-8%	4.7
Property Damage MVC (Non Reportable)		3	6	4	5	2	-33%	-60%	-0.3
TOTAL MVC		20	30	33	42	36	80%	-14%	4.4
Roadside Suspension - Alcohol (Prov)		0	0	0	0	3	N/A	N/A	0.6
Roadside Suspension - Drugs (Prov)		0	0	0	0	0	N/A	N/A	0.0
Total Provincial Traffic		72	106	73	82	65	-10%	-21%	-3.8
Other Traffic		2	1	1	0	1	-50%	N/A	-0.3
Criminal Code Traffic		14	18	8	14	10	-29%	-29%	-1.2
Common Police Activities									
False Alarms		41	38	16	11	10	-76%	-9%	-8.9
False/Abandoned 911 Call and 911 Act		1	2	8	9	5	400%	-44%	1.5
Suspicious Person/Vehicle/Property		29	45	41	45	49	69%	9%	4.0
Persons Reported Missing		1	5	4	5	7	600%	40%	1.2
Search Warrants		0	0	0	0	0	N/A	N/A	0.0
Spousal Abuse - Survey Code (Reported)		48	51	33	52	30	-38%	-42%	-3.5
Form 10 (MHA) (Reported)		0	0	0	1	2	N/A	100%	0.5

**Blackfalds Municipal Detachment
Crime Statistics (Actual)
March: 2017 - 2021**

All categories contain "Attempted" and/or "Completed"

April 8, 2021

CATEGORY	Trend	2017	2018	2019	2020	2021	% Change 2017 - 2021	% Change 2020 - 2021	Avg File +/- per Year
Homicides & Offences Related to Death		0	1	0	0	0	N/A	N/A	-0.1
Robbery		0	1	0	0	0	N/A	N/A	-0.1
Sexual Assaults		0	1	2	0	1	N/A	N/A	0.1
Other Sexual Offences		0	0	1	0	1	N/A	N/A	0.2
Assault		8	11	9	9	11	38%	22%	0.4
Kidnapping/Hostage/Abduction		0	1	0	2	0	N/A	-100%	0.1
Extortion		0	0	0	0	0	N/A	N/A	0.0
Criminal Harassment		1	3	4	4	3	200%	-25%	0.5
Uttering Threats		2	5	5	3	5	150%	67%	0.4
TOTAL PERSONS		11	23	21	18	21	91%	17%	1.5
Break & Enter		7	5	4	2	2	-71%	0%	-1.3
Theft of Motor Vehicle		6	4	7	3	2	-67%	-33%	-0.9
Theft Over \$5,000		1	0	0	1	1	0%	0%	0.1
Theft Under \$5,000		14	14	8	5	2	-86%	-60%	-3.3
Possn Stn Goods		7	1	2	1	0	-100%	-100%	-1.4
Fraud		3	4	6	3	7	133%	133%	0.7
Arson		0	0	0	0	0	N/A	N/A	0.0
Mischief - Damage To Property		0	0	0	6	11	N/A	83%	2.8
Mischief - Other		14	3	14	7	4	-71%	-43%	-1.6
TOTAL PROPERTY		52	31	41	28	29	-44%	4%	-4.9
Offensive Weapons		1	1	0	0	1	0%	N/A	-0.1
Disturbing the peace		3	5	2	4	5	67%	25%	0.3
Fail to Comply & Breaches		4	5	3	2	6	50%	200%	0.1
OTHER CRIMINAL CODE		5	1	2	0	1	-80%	N/A	-0.9
TOTAL OTHER CRIMINAL CODE		13	12	7	6	13	0%	117%	-0.6
TOTAL CRIMINAL CODE		76	66	69	52	63	-17%	21%	-4.0

**Blackfalds Municipal Detachment
Crime Statistics (Actual)
March: 2017 - 2021**

All categories contain "Attempted" and/or "Completed"

April 8, 2021

CATEGORY	Trend	2017	2018	2019	2020	2021	% Change 2017 - 2021	% Change 2020 - 2021	Avg File +/- per Year
Drug Enforcement - Production		0	0	0	0	0	N/A	N/A	0.0
Drug Enforcement - Possession		4	4	1	0	0	-100%	N/A	-1.2
Drug Enforcement - Trafficking		1	1	1	1	0	-100%	-100%	-0.2
Drug Enforcement - Other		0	0	0	0	0	N/A	N/A	0.0
Total Drugs		5	5	2	1	0	-100%	-100%	-1.4
Cannabis Enforcement		0	0	0	0	0	N/A	N/A	0.0
Federal - General		0	0	0	0	0	N/A	N/A	0.0
TOTAL FEDERAL		5	5	2	1	0	-100%	-100%	-1.4
Liquor Act		2	1	2	0	0	-100%	N/A	-0.5
Cannabis Act		0	0	1	0	0	N/A	N/A	0.0
Mental Health Act		4	10	8	9	11	175%	22%	1.3
Other Provincial Stats		11	12	5	4	10	-9%	150%	-1.0
Total Provincial Stats		17	23	16	13	21	24%	62%	-0.2
Municipal By-laws Traffic		3	2	3	1	0	-100%	-100%	-0.7
Municipal By-laws		3	2	9	9	1	-67%	-89%	0.3
Total Municipal		6	4	12	10	1	-83%	-90%	-0.4
Fatals		0	0	0	0	0	N/A	N/A	0.0
Injury MVC		0	1	0	0	0	N/A	N/A	-0.1
Property Damage MVC (Reportable)		8	8	8	9	15	88%	67%	1.5
Property Damage MVC (Non Reportable)		0	1	1	2	1	N/A	-50%	0.3
TOTAL MVC		8	10	9	11	16	100%	45%	1.7
Roadside Suspension - Alcohol (Prov)		0	0	0	0	2	N/A	N/A	0.4
Roadside Suspension - Drugs (Prov)		0	0	0	0	0	N/A	N/A	0.0
Total Provincial Traffic		22	55	31	20	24	9%	20%	-3.1
Other Traffic		1	1	1	0	0	-100%	N/A	-0.3
Criminal Code Traffic		8	9	4	5	3	-63%	-40%	-1.4
Common Police Activities									
False Alarms		18	18	1	5	4	-78%	-20%	-4.1
False/Abandoned 911 Call and 911 Act		1	1	5	4	3	200%	-25%	0.7
Suspicious Person/Vehicle/Property		12	17	18	14	22	83%	57%	1.7
Persons Reported Missing		0	2	1	0	1	N/A	N/A	0.0
Search Warrants		0	0	0	0	0	N/A	N/A	0.0
Spousal Abuse - Survey Code (Reported)		22	25	16	20	10	-55%	-50%	-2.9
Form 10 (MHA) (Reported)		0	0	0	0	0	N/A	N/A	0.0

**Blackfalds Municipal Detachment
Crime Statistics (Actual)
January to March: 2017 - 2021**

All categories contain "Attempted" and/or "Completed"

April 8, 2021

Category	Trend	2017	2018	2019	2020	2021	FLAG
Theft Motor Vehicle (Total)		17	9	18	10	2	Within Norm
Auto		5	1	2	3	0	Within Norm
Truck		8	5	9	4	1	Within Norm
SUV		1	0	2	2	0	Within Norm
Van		1	0	2	0	0	Within Norm
Motorcycle		1	0	0	0	0	Within Norm
Other		1	2	1	1	1	Within Norm
Take Auto without Consent		0	1	2	0	0	Within Norm
Break and Enter (Total)*		13	9	32	8	6	Within Norm
Business		7	0	6	1	2	Within Norm
Residence		6	8	22	5	4	Within Norm
Cottage or Seasonal Residence		0	0	0	1	0	Within Norm
Other		0	1	4	0	0	Within Norm
Theft Over & Under \$5,000 (Total)		43	26	32	26	18	Within Norm
Theft from a motor vehicle		9	4	14	8	4	Within Norm
Shoplifting		3	1	1	5	1	Within Norm
Mail Theft (includes all Mail offences)		0	1	1	0	1	Within Norm
Theft of bicycle		1	0	0	1	2	Issue
Other Theft		30	21	17	12	10	Within Norm

Mischief To Property		41	24	32	33	30	Within Norm
Suspicious Person/ Vehicle/ Property		29	45	41	45	49	Issue
Fail to Comply/Breach		9	16	13	7	8	Within Norm
Wellbeing Check		2	3	16	13	14	Within Norm
Mental Health Act		16	19	20	23	18	Within Norm
False Alarms		41	38	16	11	10	Within Norm

Traffic	Trend	2017	2018	2019	2020	2021	FLAG
Roadside Suspensions - alcohol related - No grounds to charge*		0	0	0	0	0	Within Norm
Occupant Restraint/Seatbelt Violations*		0	4	0	3	2	Within Norm
Speeding Violations*		6	24	8	9	2	Within Norm
Intersection Related Violations*		1	5	5	5	7	Issue
Other Non-Moving Violation*		8	30	23	19	9	Within Norm
Pursuits**		0	0	0	0	1	Issue
Other CC Traffic**		3	3	1	1	1	Within Norm

Actual" *Reported"

Categories flagged with "Issue" only indicate that the current number of offences are higher the statistical norm based on previous years.

